


UKULELE CHORD BOOK



このコードブックはウクレレサイト『大人のウクレレ入門』でダウンロードできます。詳しくは上のQRコードか、「大人のウクレレ入門」で検索してください。

『大人のウクレレ入門』にはウクレレが楽しくなるさまざまなコンテンツを掲載しています。

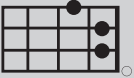
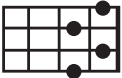
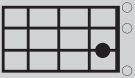
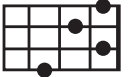
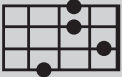
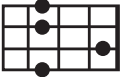
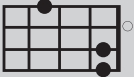


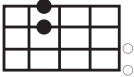


UKULELE CHORD BOOK

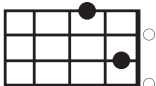


大人のウクレレ入門

<https://naminooto.net/ukulele/>

6

 Faug	 Fdim	 Fadd9
 Fm6	 F6	 F7sus4
 Fsus4	 Fm7-5	 Fm7
 FM7	 F7	 Fm




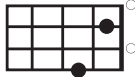
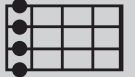
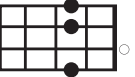








F



F

8

 Eaug	 Edim	 Eadd9
 Em6	 E6	 E7sus4
 ESus4	 Em7-5	 Em7
 EM7	 E7	 Em



E



E

必ず弾く機会がある一曲 ハッピーバースデートゥユー

ウクレレを持ち歩いている限り、必ず弾く機会がある『ハッピーバースデートゥユー』のコード譜。いつもウクレレケースに入れておくと、きつと役に立ちます。 ※歌い出しは3弦開放のドです。

3/4

F C7

ハッピー バースデー トゥーユー ハッピー

C7 F

バースデー トゥユー ハッピー

F B \flat

バースデー ディア ○○○ ハッピー

F C7 F

バースデー トウ ユー

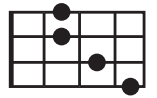
2

7

タニオリ

B

B



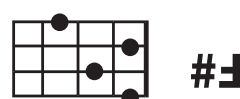

Bm 	B7 	BM7
Bm7 	Bm7⁻⁵ 	Bsus4
B7sus4 	B6 	Bm6
Badd9 	Bdim 	Baug

15

10

D#aug 	D#dim 	D#add9
D#m6 	D#6 	D#7sus4
D#sus4 	D#m7⁻⁵ 	D#m7
D#M7 	D#7 	D#m

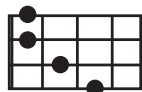
F#aug 	F#dim 	F#add9
F#m6 	F#6 	F#7sus4
F#sus4 	F#m7⁻⁵ 	F#m7
F#M7 	F#7 	F#m



A#

B \flat

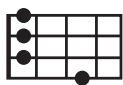
A#



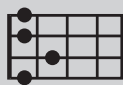
どうしても弾けないとき 難しいコードを省略する TIPS

G7 の省略形はハワイアンでよく使われるもの。D と E は省略形ではなく違うコードフォームの提案です。

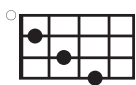
A#m




A#7



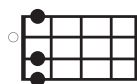
A#M7



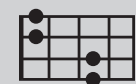
A#m7



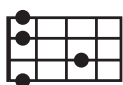
A#m7⁻⁵



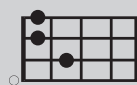
A#sus4



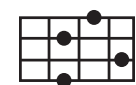
A#7sus4



A#6



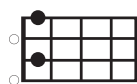
A#m6



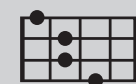
A#add9



A#dim




A#aug

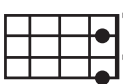


14

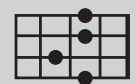
11



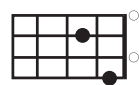
Gaug



Gdim



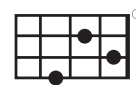
Gadd9



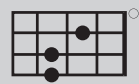
G6



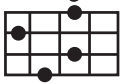
G6



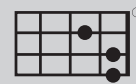
G7sus4



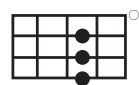
Gsus4



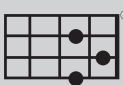
Gm7⁻⁵



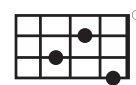
Gm7



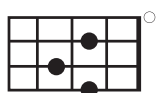
GM7



G7

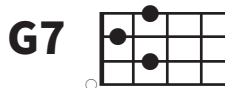


Gm

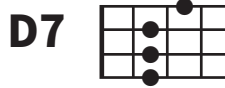
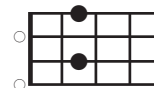


G

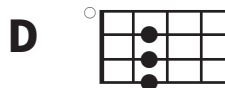
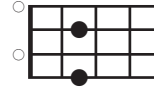
G



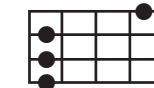
G7



D7



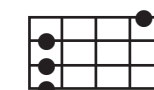
D



2



E



4

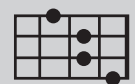
曲のキーを変えたいときは？

かんたんに曲のキーを変えられる「移調円盤」をダウンロードできます。
<https://naminooto.net/2020/06/566/>

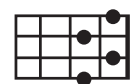


3

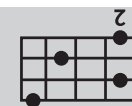
9



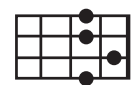
Daug



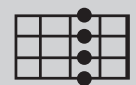
Ddim



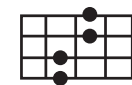
Dadd9



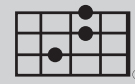
Dm6



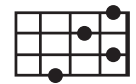
D6



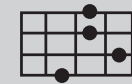
D7sus4



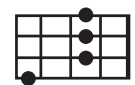
DSus4



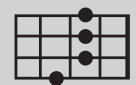
Dm7⁻⁵



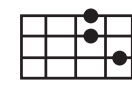
Dm7



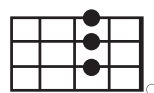
DM7



D7



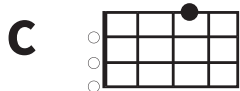
Dm



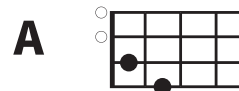
D

D

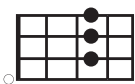
C



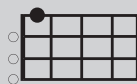
A



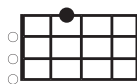
Cm



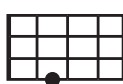
C7



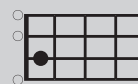
CM7



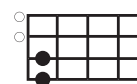
Am



A7




AM7



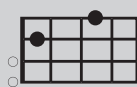
Cm7



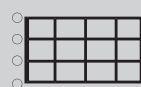
Cm7⁻⁵



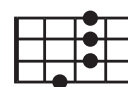
Csus4



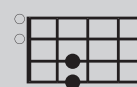
Am7



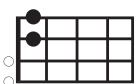
Am7⁻⁵



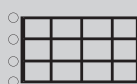
Asus4



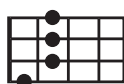
C7sus4



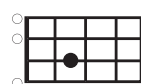
C6



Cm6



A7sus4



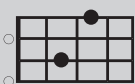
A6



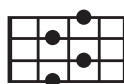
Am6



Cadd9



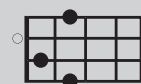
Cdim



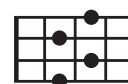
Caug



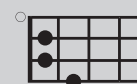
Aadd9



Adim



Aaug



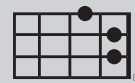
4

13

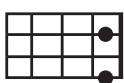
タニオリ

5

12



C#aug



C#dim



C#add9



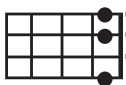
G#aug



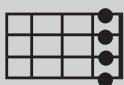
G#dim



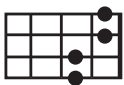
G#add9



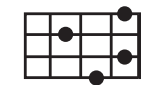
C#m6



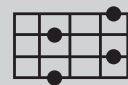
C#6



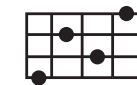
C#7sus4



G#m6



G#6



G#7sus4



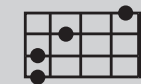
C#sus4



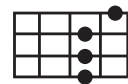
C#m7⁻⁵



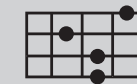
C#m7



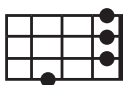
G#sus4



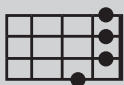
G#m7⁻⁵



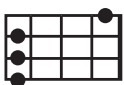
G#m7



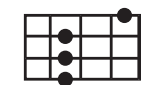
C#M7



C#7



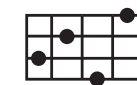
C#m



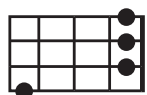
G#M7



G#7



G#m

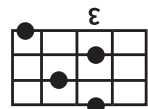


C



D

C#



G



A

G#